

SPECS

PEAVEY ELECTRONICS

Model 22T™

Extended High-Frequency Compression Driver

SPECIFICATIONS

Throat Diameter:

1 inch (25 mm)

Nominal Impedance:

8 ohms

Minimum Impedance:

4.8 ohms

DC Resistance:

4.1 ohms

Continuous Power Capacity:

40 watts 17.9 volts RMS of pink noise band limited from 500 Hz to 15,000 Hz applied continuously for 8 hours

Program Power Capacity:

80 watts

Sensitivity:

111 dB SPL 1 watt @ 1 meter on axis on a CH™-2 horn

Nominal Efficiency:

30% midband (500 - 3,200 Hz)

Frequency Range:

500 - 20,000 Hz

Frequency Response:

±2 dB, 500 - 3,200 Hz, -3 dB @ 8,000
6 dB/octave roll off from 8,000 - 20,000 Hz

Recommended Crossover:

500 Hz, 12 dB/octave

Diaphragm:

0.001 (0.025 mm) pure titanium

Voice Coil Diameter:

2.0 inches (50.8 mm)

Voice Coil Material:

Copper-clad titanium

Flux Density:

17,500 Gauss (1.75 T)

Dimensions:


5.250" (133.3 mm) diameter x 3.28"
(83.3 mm) depth

Horn Coupling Diameter:

7/8 inch (22.2 mm)

Horn Coupling Threads:

Standard 1 3/8 - 18



Net Weight:

5 lbs., 6 oz.

Shipping Weight:

6 lbs., 5.5 oz.

DESCRIPTION

The model 22T™ Compression Driver represents another advancement in the state of the sound reinforcement art. Utilizing the latest technologies in metallurgical science, the 22T relies on an ultra-durable, aircraft-grade titanium diaphragm to produce crystalline highs and transparent, highly intelligible vocals. Borrowing from the same high-temperature adhesive systems that produced the legendary reliability of the original 22A™, the 22T takes a giant leap into the future of sound reinforcement performance.

Each driver is subjected to a complete series of computer-based tests designed to ensure total adherence to specifications. The 22T is a full 2-inch rigid diaphragm that, unlike some of the smaller-diaphragm titanium

compression drivers, combines the low distortion and very high power handling expected in a large-diameter driver. The 500-Hz low-frequency cut-off takes the 22T from the low vocal range to the limits of audibility. Consistent with the expectations of all Peavey products, the 22T combines all of the performance aspects demanded in a truly professional loudspeaker system. The 22T is considered to be a "product upgrade" of the original 22A Compression Driver and is utilized in many Peavey sound reinforcement/public address and specialty application enclosures.



APPLICATIONS

The Model 22T™ is specifically designed and engineered for use with Peavey horns, and such combinations of integrated design obviously result in the optimum performance package. An additional design and engineering objective for the model 22T was its application to other horns, and the model 22T is an excellent device for upgrading an older system with a minimum of expense. Factory adapters are available through Peavey dealers for coupling the model 22T to the following horns:

(w/small adapter, A-1)-
Altec 511B, Altec 811, all JBL horns with 1" throats;

As its power handling capacity is very high and its response curve very smooth, the Model 22T permits a wide range of equalization without distortion from overload or diaphragm breakup.

INSTALLATION — DIAPHRAGM REPLACEMENT

Female spade lugs (supplied with each Model 22T™) should be used for connecting the leads from the crossover to the terminals on the Model 22T. This will permit rapid field diaphragm replacement in the unlikely event of failure. Model 22T Diaphragm Replacement Kits are available from Peavey dealers and include complete instructions for gap cleaning. (To prevent gap contamination by foreign materials, a failed Diaphragm Assembly should not be removed before a new Diaphragm Assembly is ready to be installed.)

LIMITED WARRANTY

Peavey Model 22T™ Compression Drivers are warranted to the original purchaser to be free from defects in workmanship and materials for one year after initial purchase date. This warranty is contingent upon proper use of the Driver and does not warrant suitability for any single application or location. Drivers that have been abused in any fashion, modified or tampered with are not covered under this warranty. Warranty status shall be determined by Peavey upon inspection of inoperative unit at the factory.

Drivers that are returned for warranty service should be sent prepaid to the factory for inspection and/or service. A copy of the sales receipt on the original purchase of the Driver, along with a description of the problem, must be enclosed with the returned unit. Please be sure to include your return address.

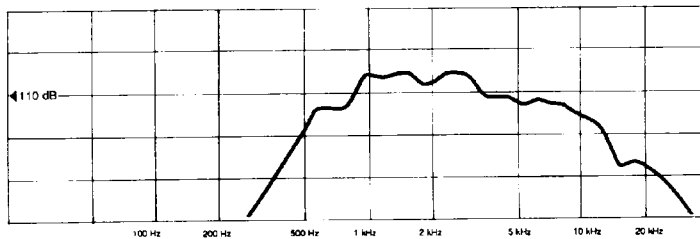


Figure 1. FREQUENCY RESPONSE

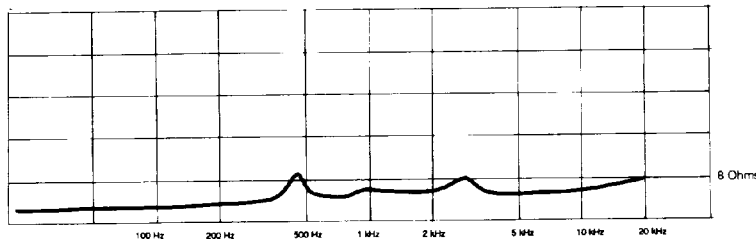


Figure 2. IMPEDANCE
Measurements made with 22T loaded on a CH™ 2 horn.



Features and specifications subject to change without notice.

Peavey Electronics Corporation 711 A Street / Meridian, MS 39302-2898 / U.S.A. / (601) 483-5365 / Telex: 504115 / Fax: 486-1278