

HDH™ M

High-Level Monitor/
Multi-Driver
Manifold System

SPECIFICATIONS

Enclosure:

HDH™ M

Frequency Response, 1 Meter on Axis, Swept Sine Averaged Across Operating Bandwidth in Anechoic Environment:

58 Hz - 18 kHz

Low Frequency Limit (-3 dB Point):

58 Hz

Usable Low Frequency Limit (-10 dB Point):

50 Hz

Power Handling:

Lows:

250 watts continuous (44.7 volts RMS)
500 watts program

Highs:

160 watts continuous (35.8 volts RMS)
320 watts program

Sound Pressure Level, 1 Watt at 1 Meter, Swept Sine Input in Anechoic Environment:

106 dB

Maximum Sound Pressure Level:

129 dB

Radiation Angle Measured at -6 dB Point of Polar Response:

Horizontal Plane:

250—500 Hz

200° +/- 40°

500—10,000 Hz

95° +/- 30°

10,000—16,000 Hz

50° +/- 20°

Vertical Plane:

250—500 Hz

215° +/- 5°

500—10,000 Hz

80° +/- 35°

10,000—16,000 Hz

45° +/- 5°

Directivity Factor Q, 500 Hz—16,000 Hz

Median:

10.5 (+25.0, - 8.6)

Directivity Index D_i, 500-16,000 Hz Median:

10.2 dB (+5.3 dB, - 8.2 dB)

Transducer Complement:

1 1505-8 BW

4 22A™ compression drivers coupled to a
CH™-5 80° H × 40° V horn by a four-driver
manifold

Box Tuning Frequency (F_{box}):

60 Hz

Crossover Frequency:

1200 Hz

Crossover Type:

Active Dynamic System Controller™
Series HDH™

Crossover Slope:

18 dB/octave low pass, 18 dB/octave high
pass

Impedance (Nominal):

8 ohms low, 8 ohms high

Impedance (Minimal):

6.1 ohms low, 5.6 ohms high

Input Connections:

Two Neutrik NL8MPR 8 pin male wall-
mount receptacles wired in parallel

Enclosure Materials and Finish:

High-density, 7 ply, ¾" plywood covered
with heavy-duty, wear-resistant carpet

Dimensions:

22" (55.9 cm) W × 23¾" (59.4 cm) H ×
32" (81.3 cm) D

Net Weight:

95 lbs. (43 kg)

DESCRIPTION:

The HDH™ M is a two-way, full-range wedge enclosure designed for onstage monitoring applications. The enclosure is constructed of ¾", 7 ply, high-density plywood, then covered with a rugged wear-resistant carpet. A black perforated metal grille is permanently attached to the baffle to provide component protection and cosmetic appeal. The 2-way system is comprised of one 15 inch 1505-8 Black Widow® low frequency driver and four 22A™ compression drivers loaded onto a CH™-5 constant directivity horn, via a four driver manifold. The input frequency spectrum is controlled by the Dynamic System Controller™ Series HDH™ which is an active crossover/preamplifier. By sampling each amplifier output, the Dynamic System Controller™ Series HDH™ provides low frequency excursion control, loudness compensation and three-band thermal protection. The HDH™ M, along with the Dynamic System Controller™ Series HDH™, creates an ultra-high level stage monitoring system.

DIRECTIVITY:

Beamwidth and directivity factors are derived from the -6 dB points from the polar plots (see figure 3) which are measured in a whole space anechoic environment. These are specifications which provide a reference to the coverage characteristics of the enclosure. These parameters provide insight for proper enclosure placement and installation in the chosen environment. The blending of the components of the HDH exhibits a desirable beamwidth and directivity factor (figures 4 and 5) suitable for all high-level sound reinforcement applications.

FREQUENCY RESPONSE:

The frequency response of the HDH™ M is measured in an anechoic environment at a distance of 1 meter while using a 2.82 volt logarithmically swept sine input. This measurement is useful in determining the accuracy in which the enclosure reproduces the input signal. The combination of the 1505-8 BW and the four 22A™ compression drivers on the CH™-5 horn along with the Dynamic System Controller™ Series HDH™ results in a flat desirable response as shown in figure 1.

POWER HANDLING:

There are many different approaches to power handling ratings, the most common being EIA Standard RS-426A. The derived shape of this test spectrum was an attempt to simulate the spectral content of contemporary music. Although it does resemble contemporary music, EIA-RS-426A does not contain the same levels of very low frequency material found in live music situations. Very high levels of low frequency material produce distortion and, ultimately, device failure. The presence of the low frequency material will therefore yield lower device ratings than produced by EIA Standard RS-426A.

Although the device ratings are lower than those produced by the EIA test spectrum, they are far more reliable and will have a direct correlation to real world situations.

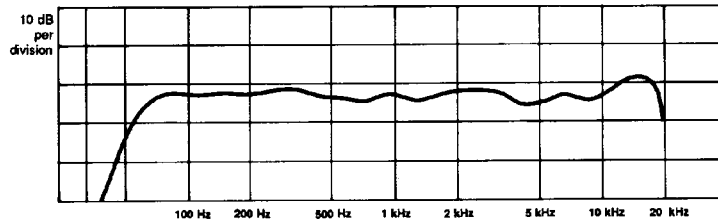


Figure 1. FREQUENCY RESPONSE

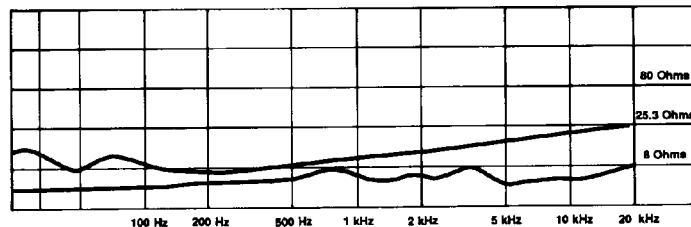


Figure 2. IMPEDANCE

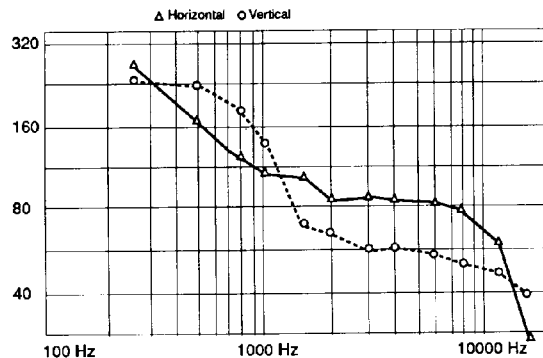


Figure 4. BEAMWIDTH VS. FREQUENCY

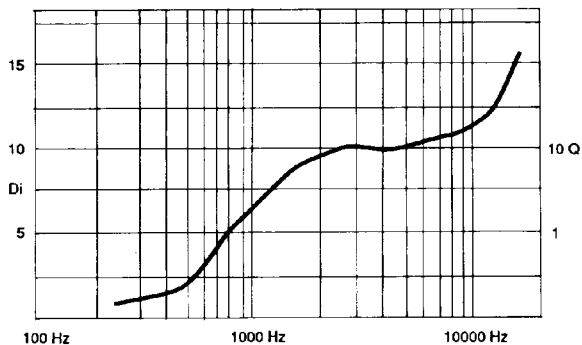
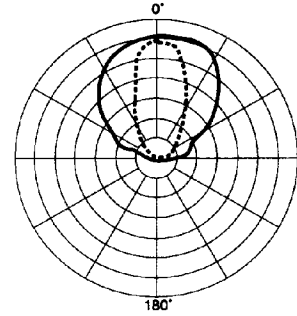
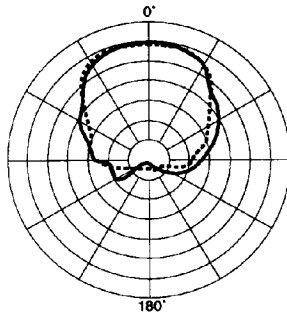
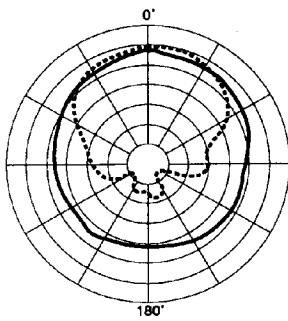


Figure 5. DIRECTIVITY

5 dB per Division

HORIZONTAL



— 500 Hz
 1 kHz

— 2 kHz
 4 kHz

— 8 kHz
 16 kHz

5 dB per Division

VERTICAL

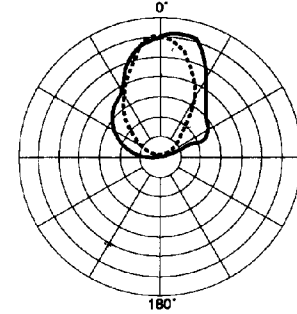
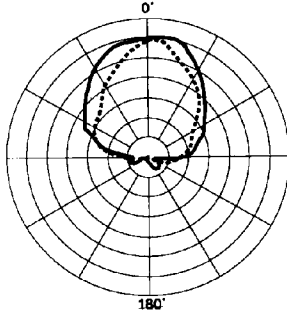
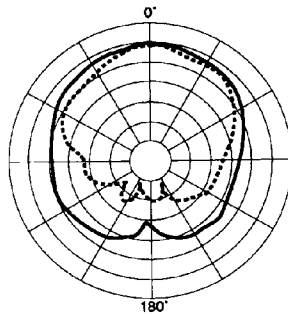



Figure 3. POLAR PATTERNS



HDH™ M

2-Way Sound Reinforcement System

WARNING: THIS SPEAKER SYSTEM CAN PERMANENTLY DAMAGE HEARING! USE EXTREME CARE SETTING MAXIMUM LOUDNESS!

PARALLEL INPUTS

	MAX. POWER	IMPEDANCE	+	-
HIGH	180W RMS	8 OHMS	PIN 4	PIN 3
CROSSOVER	200 Hz FOR RATED POWER			
LOW	250W RMS	8 OHMS	PIN 2	PIN 1

PINS 1 THRU 4 ARE PRIMARY SIGNAL
 PINS 5 THRU 8 ARE INTERNALLY PARALLELED WITH
 PINS 1 THRU 4 (1 TO 5, 2 TO 6, 3 TO 7, 4 TO 8)
 A PRODUCT OF PEAVEY ELECTRONICS CORP. MERIDIAN MS
MADE IN U.S.A.

**ARCHITECTURAL & ENGINEERING
SPECIFICATIONS:**

The loudspeaker system shall have an operating bandwidth of 58 Hz to 18 kHz. The output level shall be 106 dB when measured at a distance of one meter with an input of one watt. The nominal impedance shall be 8 ohms. The continuous power handling shall be 250 watts (mids) and 160 watts (highs); maximum program power of 500 watts (mids) and 320 watts (highs), with a minimum amplifier headroom of 3 dB. The nominal radiation geometry shall be 80 degrees in the horizontal plane and 40 in the vertical plane. The outside dimensions shall be 22 inches wide by 23 $\frac{3}{4}$ inches high by 32 inches deep. The weight shall be 95 lbs. The loudspeaker system shall be a Peavey model HDH™ M.

ONE YEAR LIMITED WARRANTY --

Note: For details, refer to the warranty statement. Copies of this statement may be obtained by contacting Peavey Electronics Corporation, P. O. Box 2898, Meridian, Mississippi 39302-2898.



Features and specifications subject to change without notice.

PEAVEY ELECTRONICS CORPORATION / 711 A Street / Meridian, MS 39302-2898 / U.S.A. / Telephone: (601) 483-5365 / Telex: 504115 / Fax: 484-4278

©1989

#80301061 8/89

Printed in U.S.A.