


OWNERS MANUAL



HKS™ 15



WARNING: TO PREVENT ELECTRICAL SHOCK OR FIRE HAZARD, DO NOT EXPOSE THIS APPLIANCE TO RAIN OR MOISTURE. BEFORE USING THIS APPLIANCE, READ THE OPERATING GUIDE FOR FURTHER WARNINGS.



SOURCE SWITCH (1)

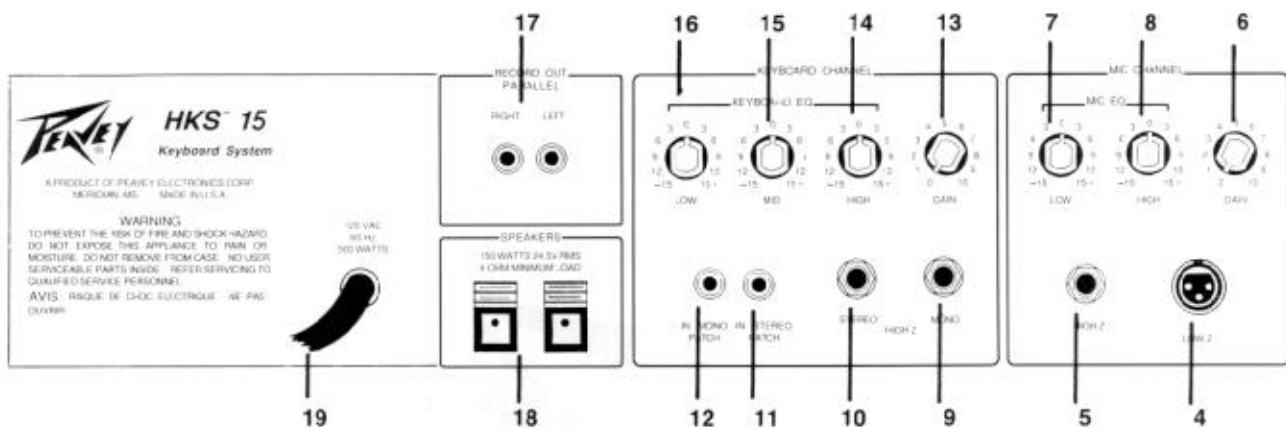
The "keyboard" position of this switch allows the HKS™ 15 to perform as a typical keyboard amplifier utilizing the internal speaker system. The "AUX" switch position disconnects the HKS 15 power amplifier from the internal speaker system and allows use of this speaker enclosure as a "hi fi" playback speaker. The speaker output from either "left" or "right" of your stereo/hi fi system may remain connected to the speaker terminals on the rear panel and the source switch will select between "keyboard amplification" and the "hi fi" playback speaker. (See speaker terminals). **NOTE:** "Two" HKS 15 keyboard systems are required for true "left" and "right" stereo playback.

POWER LED (2)

Illuminates when AC power is being supplied to the amp.

POWER SWITCH (3)

Depress the switch to the "On" position. The red pilot light (LED) will illuminate indicating power is being supplied to the unit.



LOW Z MIC INPUT (4)

For use with low impedance microphones or low level sources equipped with a male XLR connector.

HIGH Z INPUT (5)

For use with high impedance microphones or high level sources equipped with a phone plug.

GAIN (6)

Controls the channel volume.

LOW EQ (7)

An active tone control (shelving type, ± 15 dB) that varies the low frequency range. **CAUTION:** Excessive low frequency boost causes greater power consumption and increases possibility of speaker damage.

HIGH EQ (8)

An active tone control (shelving type, ± 15 dB) that varies the high frequency range.

MONO 1/4" INPUT: (9)

A 1/4" phone jack input is provided with extremely "wide" dynamic range. This input will accept very high level signals generated by synthesized keyboard systems or very low signals generated by practice or home keyboard units.

STEREO 1/4" INPUT: (10)

The 1/4" phone jack input is "stereo" and will accept stereo (RTS) plugs. The signal at this point is routed to the HKS 12 preamp and also to the RCA jacks to be used as sends to other audio equipment. The "tip" is routed to the "in/mono" patch and the "ring" is routed to the "in/stereo" patch. When a mono signal is inserted via a 1/4" mono phone plug at this point the signal is routed to the HKS 12 preamp and to the in/mono RCA jack.

IN/STEREO PATCH (11)

The in/stereo patch is an RCA jack that is used in conjunction with the in/mono patch to accommodate the "left" and "right" stereo input signals.

IN/MONO PATCH (12)

The in/mono patch is an RCA jack that routes the input signal to the HKS 15 preamp and to the in/stereo RCA jack. When a mono signal is patched into this jack, the in/stereo jack may be used as a send to other preamps, power amps, etc.

GAIN (13)

Controls the channel volume

HIGH EQ (14)

An active tone control (shelving type, ± 15 dB) that varies the high frequency range.

MID EQ (15)

An active tone control (peak/notch, ± 15 dB) that adjusts the mid frequency range.

LOW EQ (16)

An active tone control (shelving type, ± 15 dB) that varies the low frequency range. **CAUTION:** Excessive low frequency boost causes greater power consumption and increases possibility of speaker damage.

RECORD OUT LEFT AND RIGHT (17)

RCA jacks are provided for recording directly from the main signal. The signal at this point is divided into dual output (left and right).

SPEAKER TERMINALS (18)

The speaker terminals are provided to allow patching of "home" stereo speaker output signals directly to the internal speaker system of the HKS 15. Speaker signals may remain patched in at this point and may be selected via "source" switch on the front panel. **NOTE:** "Two" HKS 15 keyboard systems are required for true "left" and "right" stereo playback.

POWER CORD (19)

For your safety, we have incorporated a 3-wire line (mains) cable with proper grounding facilities. It is not advisable to remove the ground pin under any circumstances. If it is necessary to use the equipment without proper grounding facilities, suitable grounding adaptors should be used. Less noise and greatly reduced shock hazard exists when the unit is operated with the proper grounded receptacles.

APPLICATIONS

The HKS units are designed to be used in many different applications. The HKS-15 is a powered keyboard amplification system, but may be used as an "add-on" to many "home" speaker/recording systems. The microphone input channel may be used to record or play live with "home" keyboards when vocals are desired through the same system with the keyboard. The microphone capability with separate level and equalization is also excellent for rehearsal situations.

Two HKS-15 systems may be the main stereo/hi fi enclosures for your home system. These are powered enclosures that will accept virtually all types of line-level, microphone, or preamp signals.

Home t.v. and satellite extension speakers are excellent applications for the HKS-15. The level control on the HKS-15 will allow the enclosure to be adjusted louder or softer than the original signal and the fidelity will usually be improved over the typical t.v. or VCR system.

You could even patch a pair of HKS-15 enclosures to the walkman/CD player/boom box for much improved reproduction at increased levels.

SPECIFICATIONS

HKS™-15

RATED POWER & LOAD

150W RMS into 4 ohms
with DDT™ compression

POWER @ CLIPPING (Typically)

(1kHz, 120 VAC line)
155W RMS into 4 ohms @ 1% THD
165W RMS into 4 ohms @ 5% THD

FREQUENCY RESPONSE:

+0, -2 dB, 30 Hz to 30 kHz, @
140 W RMS into 4 ohms

TOTAL HARMONIC DISTORTION

Less than 0.2%, 100mW to 140W RMS,
30 Hz to 10kHz, 4 ohms
(typically below 0.1%)

DDT™ DYNAMIC RANGE:

Greater than 20 dB

DDT™ MAXIMUM THD:

Below 0.6% THD for 6 dB overload
Below 1% THD for 16 dB overload

HUM & NOISE:

Greater than 90 dB below rated power

POWER CONSUMPTION: (domestic)

400 watts @ 120 VAC, 50/60 Hz

PREAMP SECTION:

The following specs are measured @ 1 kHz
with all preamp EQ set flat @ 0 dB
Nominal values are with levels @ 5
Minimum values are with levels @ 10

INSTRUMENT INPUTS: (Phone or RCA Jacks)

Input impedance: 22K ohms
Nominal input level: -16 dBV, 150mV RMS
Minimum input level: -34 dBV, 20mV RMS
Maximum input level: Unlimited

INSTRUMENT EQUALIZATION:

+/-15 dB @ 80 Hz & 8 kHz, shelving
+/-15 dB @600 Hz, peak/notch

LO Z MICROPHONE INPUT: (Unbalanced XLR)

Input impedance, 3.3k ohms
Nominal input level: -34 dBV,
20 mV RMS
Minimum input level: -50 dBV,
3 mV RMS
Maximum input level: Unlimited

HIGH Z MICROPHONE INPUT: (Phone jack)

Input impedance: 22k ohms
Nominal input level: -16 dBV,
150 mV RMS
Minimum input level: -34 dBV,
20 mV RMS
Maximum input level: Unlimited

MICROPHONE EQUALIZATION:

+/-15 dB @ 80 Hz & 5 kHz, shelving

RECORD OUT: (RCA jacks)

Load impedance: 10k ohms or greater
Nominal output level: -6 dBV,
0.5 V RMS

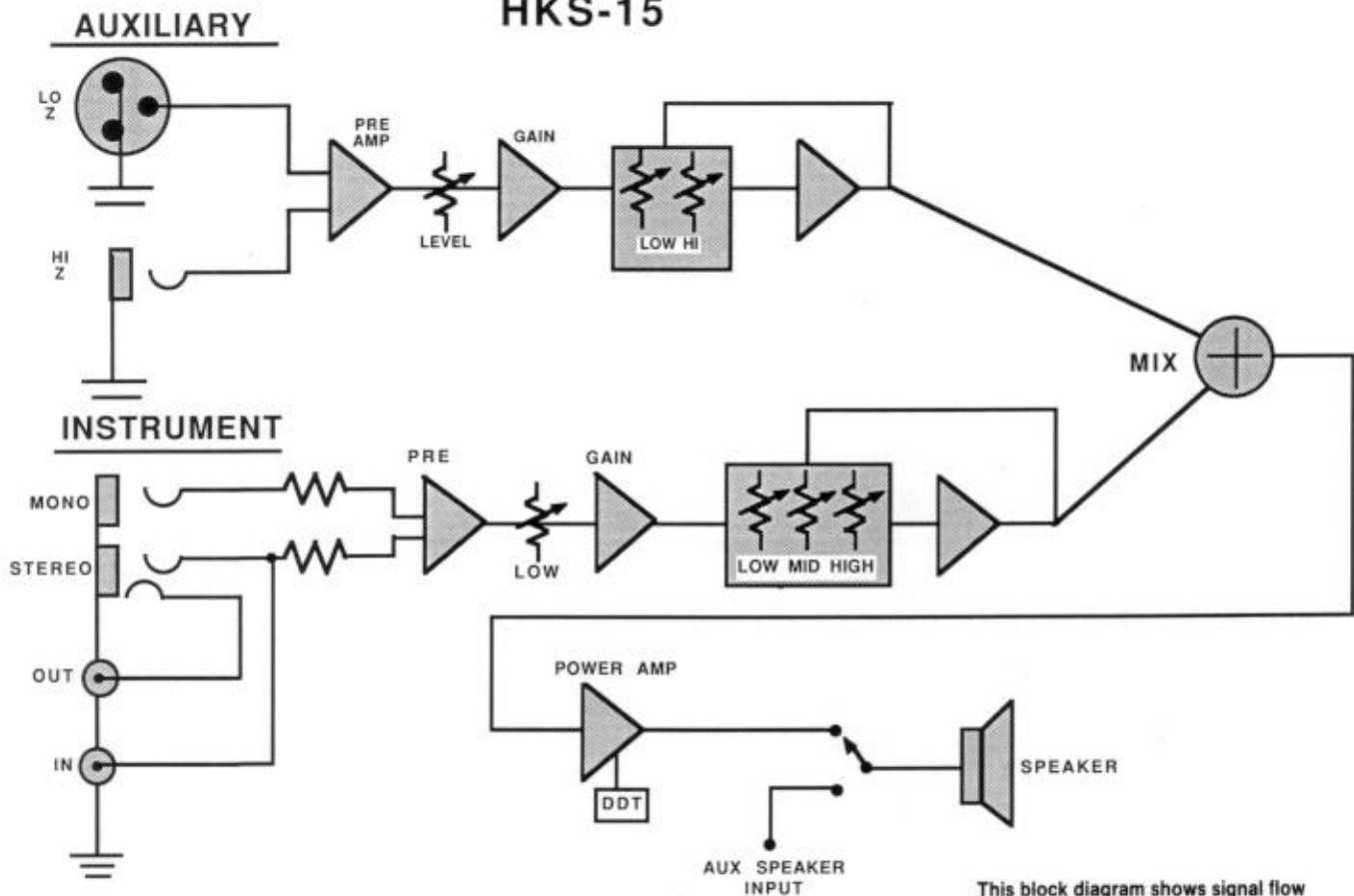
SYSTEM DISTORTION:

(Instrument in/record out, 40 Hz - 20 KHz @
0.5 V RMS)
Less than .05% THD, typically below .01%

PREAMP HUM & NOISE:

-78 dBV (both channels set at nominal)

HKS-15



This block diagram shows signal flow within the unit. In order to thoroughly understand the unit's functions, please study the block diagram carefully.

DANGER

EXPOSURE TO EXTREMELY HIGH NOISE LEVELS MAY CAUSE A PERMANENT HEARING LOSS. INDIVIDUALS VARY CONSIDERABLY IN SUSCEPTIBILITY TO NOISE INDUCED HEARING LOSS, BUT NEARLY EVERYONE WILL LOSE SOME HEARING IF EXPOSED TO SUFFICIENTLY INTENSE NOISE FOR A SUFFICIENT TIME.

THE U.S. GOVERNMENT'S OCCUPATIONAL SAFETY AND HEALTH ADMINISTRATION (OSHA) HAS SPECIFIED THE FOLLOWING PERMISSIBLE NOISE LEVEL EXPOSURES:

DURATION PER DAY IN HOURS	SOUND LEVEL, dBA, SLOW RESPONSE
8	90
6	92
4	95
3	97
2	100
1 1/2	102
1	105
1/2	110
1/4 or less	115

ACCORDING TO OSHA, ANY EXPOSURE IN EXCESS OF THE ABOVE PERMISSIBLE LIMITS COULD RESULT IN SOME HEARING LOSS.

EAR PLUGS OR PROTECTORS IN THE EAR CANALS OR OVER THE EARS MUST BE WORN WHEN OPERATING THIS AMPLIFICATION SYSTEM IN ORDER TO PREVENT A PERMANENT HEARING LOSS IF EXPOSURE IS IN EXCESS OF THE LIMITS AS SET FORTH ABOVE. TO INSURE AGAINST POTENTIALLY DANGEROUS EXPOSURE TO HIGH SOUND PRESSURE LEVELS, IT IS RECOMMENDED THAT ALL PERSONS EXPOSED TO EQUIPMENT CAPABLE OF PRODUCING HIGH SOUND PRESSURE LEVELS SUCH AS THIS AMPLIFICATION SYSTEM BE PROTECTED BY HEARING PROTECTORS WHILE THIS UNIT IS IN OPERATION.

CAUTION

THIS AMPLIFIER HAS BEEN DESIGNED AND CONSTRUCTED TO PROVIDE ADEQUATE POWER RESERVE FOR PLAYING MODERN MUSIC WHICH MAY REQUIRE OCCASIONAL PEAK POWER TO HANDLE OCCASIONAL PEAK POWER. ADEQUATE POWER "HEADROOM" HAS BEEN DESIGNED INTO THIS SYSTEM. EXTENDED OPERATION AT ABSOLUTE MAXIMUM POWER LEVELS IS NOT RECOMMENDED SINCE THIS COULD DAMAGE THE ASSOCIATED LOUDSPEAKER SYSTEM. PLEASE BE AWARE THAT MAXIMUM POWER CAN BE OBTAINED WITH VERY LOW SETTINGS OF THE GAIN CONTROLS IF THE INPUT SIGNAL IS VERY STRONG.

1. Read all safety and operating instructions before using this product.
2. All safety and operating instructions should be retained for future reference.
3. Obey all cautions in the operating instructions and on the back of the unit.
4. All operating instructions should be followed.
5. This product should not be used near water, i.e. a bathtub, sink, swimming pool, wet basement, etc.
6. This product should be located so that its position does not interfere with its proper ventilation. It should not be placed flat against a wall or placed in a built-in enclosure that will impede the flow of cooling air.
7. This product should not be placed near a source of heat such as a stove, radiator or another heat producing amplifier.
8. Connect only to a power supply of the type marked on the unit adjacent to the power supply cord.
9. Never break off the ground pin on the power supply cord. For more information on grounding write for our free booklet "Shock Hazard and Grounding."
10. Power supply cords should always be handled carefully. Never walk or place equipment on power supply cords. Periodically check cords for cuts or signs of stress, especially at the plug and the point where the cord exits the unit.
11. The power supply cord should be unplugged when the unit is to be unused for long periods of time.
12. If this product is to be mounted in an equipment rack, rear support should be provided.
13. Metal parts can be cleaned with a damp rag. The vinyl covering used on some units can be cleaned with a damp rag, or an ammonia based household cleaner if necessary.
14. Care should be taken so that objects do not fall and liquids are not spilled into the unit through the ventilation holes or any other openings.
15. This unit should be checked by a qualified service technician if:
 - A. The power supply cord or plug has been damaged.
 - B. Anything has fallen or been spilled into the unit.
 - C. The unit does not operate correctly.
 - D. The unit has been dropped or the enclosure damaged.
16. The user should not attempt to service this equipment. All service work should be done by a qualified service technician.

THIS LIMITED WARRANTY VALID ONLY WHEN PURCHASED AND REGISTERED IN THE UNITED STATES OR CANADA. ALL EXPORTED PRODUCTS ARE SUBJECT TO WARRANTY AND SERVICES TO BE SPECIFIED AND PROVIDED BY THE AUTHORIZED DISTRIBUTOR FOR EACH COUNTRY.

Ces clauses de garantie ne sont valables qu'aux Etats-Unis et au Canada. Dans tous les autres pays, les clauses de garantie et de maintenance sont fixées par le distributeur national et assurée par lui selon la législation en vigueur.

Diese Garantie ist nur in den USA und Kanada gültig. Alle Export-Produkte sind der Garantie und dem Service des Importeurs des jeweiligen Landes unterworfen.

Esta garantía es válida solamente cuando el producto es comprado en E.U. continentales o en Canadá. Todos los productos que sean comprados en el extranjero, están sujetos a las garantías y servicio que cada distribuidor autorizado determine y ofrezca en los diferentes países.

ONE-YEAR LIMITED WARRANTY/REMEDY

PEAVEY ELECTRONICS CORPORATION ("PEAVEY") warrants this product, EXCEPT for covers, footswitches, patchcords, tubes and meters, to be free from defects in material and workmanship for a period of one (1) year from date of purchase, PROVIDED, however that this limited warranty is extended only to the original retail purchaser and is subject to the conditions, exclusions and limitations hereinafter set forth:

PEAVEY 90-DAY LIMITED WARRANTY ON TUBES AND METERS

If this product contains tubes or meters, Peavey warrants the tubes or meters contained in the product to be free from defects in material and workmanship for a period of ninety (90) days from date of purchase; PROVIDED, however, that this limited warranty is extended only to the original retail purchaser and is also subject to the conditions, exclusions and limitations hereinafter set forth.

CONDITIONS, EXCLUSIONS AND LIMITATIONS OF LIMITED WARRANTIES

These limited warranties shall be void and of no effect if:

- a. The first purchase of the product is for the purpose of resale; or
- b. The original retail purchase is not made from an AUTHORIZED PEAVEY DEALER; or
- c. The product has been damaged by accident or unreasonable use, neglect, improper service or maintenance, or other causes not arising out of defects in material or workmanship; or
- d. The serial number affixed to the product is altered, defaced or removed.

In the event of a defect in material and/or workmanship covered by this limited warranty, Peavey will:

- a. In the case of tubes or meters, replace the defective component without charge;
- b. In other covered cases (i.e., cases involving anything other than covers, footswitches, patchcords, tubes or meters), repair the defect in material or workmanship or replace the product, at Peavey's option; and provided, however, that, in any case, all costs of shipping, if necessary, are paid by you, the purchaser.

THE WARRANTY REGISTRATION CARD SHOULD BE ACCURATELY COMPLETED AND MAILED TO AND RECEIVED BY PEAVEY WITHIN FOURTEEN (14) DAYS FROM THE DATE OF YOUR PURCHASE.

In order to obtain service under these warranties, you must:

- a. Bring the defective item to any AUTHORIZED PEAVEY DEALER or AUTHORIZED PEAVEY SERVICE CENTER and present therewith the ORIGINAL PROOF OF PURCHASE supplied to you by the AUTHORIZED PEAVEY DEALER in connection with your purchase from him of this product. If the DEALER or SERVICE CENTER is unable to provide the necessary warranty service you will be directed to the nearest other PEAVEY AUTHORIZED DEALER or AUTHORIZED PEAVEY SERVICE CENTER which can provide such service.

OR

- b. Ship the defective item, prepaid, to:

PEAVEY ELECTRONICS CORPORATION
International Service Center
Highway 80 East
MERIDIAN, MS 39301

including therewith a complete, detailed description of the problem, together with a legible copy of the original PROOF OF PURCHASE and a complete return address. Upon Peavey's receipt of these items:

If the defect is remedial under these limited warranties and the other terms and conditions expressed herein have been complied with, Peavey will provide the necessary warranty service to repair or replace the product and will return it, FREIGHT COLLECT, to you, the purchaser.

Peavey's liability to the purchaser for damages from any cause whatsoever and regardless of the form of action, including negligence, is limited to the actual damages up to the greater of \$500.00 or an amount equal to the purchase price of the product that caused the damage or that is the subject of or is directly related to the cause of action. Such purchase price will be that in effect for the specific product when the cause of action arose. This limitation of liability will not apply to claims for personal injury or damage to real property or tangible personal property allegedly caused by Peavey's negligence. Peavey does not assume liability for personal injury or property damage arising out of or caused by a non-Peavey alteration or attachment, nor does Peavey assume any responsibility for damage to interconnected non-Peavey equipment that may result from the normal functioning and maintenance of the Peavey equipment.

UNDER NO CIRCUMSTANCES WILL PEAVEY BE LIABLE FOR ANY LOST PROFITS, LOST SAVINGS, ANY INCIDENTAL DAMAGES OR ANY CONSEQUENTIAL DAMAGES ARISING OUT OF THE USE OR INABILITY TO USE THE PRODUCT, EVEN IF PEAVEY HAS BEEN ADVISED OF THE POSSIBILITY OF SUCH DAMAGES.

THESE LIMITED WARRANTIES ARE IN LIEU OF ANY AND ALL WARRANTIES, EXPRESS OR IMPLIED, INCLUDING, BUT NOT LIMITED TO, THE IMPLIED WARRANTIES OF MERCHANTABILITY AND FITNESS FOR A PARTICULAR USE; PROVIDED, HOWEVER, THAT IF THE OTHER TERMS AND CONDITIONS NECESSARY TO THE EXISTENCE OF THE EXPRESS, LIMITED WARRANTIES, AS HEREINABOVE STATED, HAVE BEEN COMPLIED WITH, IMPLIED WARRANTIES ARE NOT DISCLAIMED DURING THE APPLICABLE ONE-YEAR OR NINETY-DAY PERIOD FROM DATE OF PURCHASE OF THIS PRODUCT.

SOME STATES DO NOT ALLOW LIMITATION ON HOW LONG AN IMPLIED WARRANTY LASTS, OR THE EXCLUSION OR LIMITATION OF INCIDENTAL OR CONSEQUENTIAL DAMAGES, SO THE ABOVE LIMITATIONS OR EXCLUSIONS MAY NOT APPLY TO YOU. THESE LIMITED WARRANTIES GIVE YOU SPECIFIC LEGAL RIGHTS, AND YOU MAY ALSO HAVE OTHER RIGHTS WHICH MAY VARY FROM STATE TO STATE.

THESE LIMITED WARRANTIES ARE THE ONLY EXPRESS WARRANTIES ON THIS PRODUCT, AND NO OTHER STATEMENT, REPRESENTATION, WARRANTY OR AGREEMENT BY ANY PERSON SHALL BE VALID OR BINDING UPON PEAVEY.

In the event of any modification or disclaimer of express or implied warranties, or any limitation of remedies, contained herein conflicts with applicable law, then such modification, disclaimer or limitation, as the case may be, shall be deemed to be modified to the extent necessary to comply with such law.

Your remedies for breach of these warranties are limited to those remedies provided herein and Peavey Electronics Corporation gives this limited warranty only with respect to equipment purchased in the United States of America.

INSTRUCTIONS — WARRANTY REGISTRATION CARD

1. Mail the completed WARRANTY REGISTRATION CARD to:

PEAVEY ELECTRONICS CORPORATION
POST OFFICE BOX 2898
MERIDIAN, MISSISSIPPI 39302-2898

- a. Keep the PROOF OF PURCHASE. In the event warranty service is required during the warranty period, you will need this document. **There will be no identification card issued by Peavey Electronics Corporation.**
2. IMPORTANCE OF WARRANTY REGISTRATION CARDS AND NOTIFICATION OF CHANGES OF ADDRESS:
 - a. Completion and mailing of WARRANTY REGISTRATION CARDS — Should notification become necessary for any condition that may require correction, the REGISTRATION CARD will help ensure that you are contacted and properly notified.
 - b. Notice of address changes — If you move from the address shown on the WARRANTY REGISTRATION CARD, you should notify Peavey of the change of address so as to facilitate your receipt of any bulletins or other forms of notification which may become necessary in connection with any condition that may require dissemination of information or correction.
3. You may contact Peavey directly by telephoning (601) 483-5365.
4. Please have the Peavey product name and serial number available when communicating with Peavey Customer Service.



Features and specifications subject to change without notice.

Peavey Electronics Corporation 711 A Street / Meridian, MS 39302-2898 / U.S.A. / (601) 483-5365 / Telex: 504115 / Fax: 484-4278

#80301280

Printed in U.S.A. 8/90