



PEAVEY[®]
ARCHITECTURAL ACOUSTICS[®]

A/A 9400[™]

Circumferential Ring Tweeter

SPECIFICATIONS

SPECIFICATIONS

FREQUENCY RESPONSE:

1 Meter On-Axis in Anechoic Environment

5 kHz - 16 kHz ± 3 dB

POWER HANDLING:

30 watts (15.5 volts)

**SOUND PRESSURE LEVEL;
2.8 Volts 1 Meter in Anechoic Environment**

108 dB

MAXIMUM SOUND PRESSURE LEVEL

122 dB

RADIATION ANGLE;

-6 dB Point of Polar Response

1.6 - 5 kHz

Horizontal $75^\circ \pm 5^\circ$

Vertical $55^\circ \pm 5^\circ$

5 - 16 kHz

Horizontal $87.5^\circ \pm 5^\circ$

Vertical $42^\circ \pm 7^\circ$

DIRECTIVITY FACTOR, Q (MEDIAN)

11.5 +5.5, -0.8

DIRECTIVITY INDEX, Di (MEDIAN)

10.6 dB, +1.7 dB, -0.3 dB

RECOMMENDED CROSSOVER:

5 kHz, 18 dB/Octave minimum

IMPEDANCE:

8 ohms

DIMENSIONS & WEIGHT:

6" (15.2 cm) H x 6" (15.2 cm) W x

7.5" (19.1 cm) D

19 lbs. (8.64 kg)

FEATURES:

- High Efficiency
- Constant Directivity
- 90° H x 45° V Coverage

DESCRIPTION:

The A/A 9400[™] is a circumferential ring tweeter coupled to a constant directivity horn. This provides exceptional loading for a sensitivity of 108 dB SPL with 1 Watt input measured at 1 meter. In addition to the loading effects, the horn provides a smoothly controlled dispersion pattern of 90° horizontal x 45° vertical.

The A/A 9400 exhibits an extremely smooth frequency response from 5 kHz to 16 kHz. The impedance of this driver is also very well behaved at an almost constant value of 8 ohms. This makes crossover interaction ideal and takes a lot of the guesswork out of designing your own network. Recommended crossover is 5 kHz minimum at 18 dB/octave. With a power handling capability of 30 watts, maximum output from this unit is 122 dB SPL at 1 meter.

DIRECTIVITY

This specification serves as a reference to describe the coverage characteristics of an enclosure. Directivity parameters provide insight for proper speaker placement and installation in a chosen environment. The A/A 9400 exhibits nominal 90° x 45° coverage over the entire frequency band.

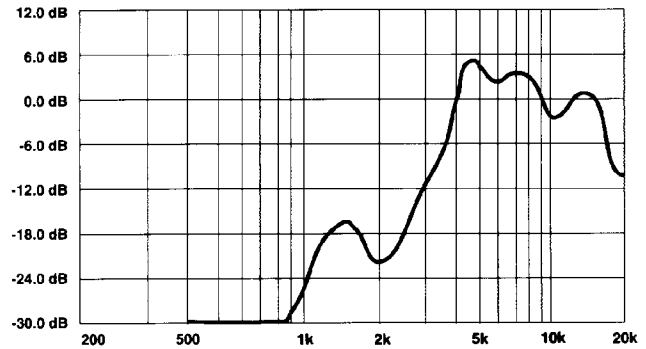
FREQUENCY RESPONSE

The measurement is useful in determining how accurately a given enclosure reproduces an input signal. The frequency response of the A/A 9400 is measured at 1 meter using a 2.82 volt swept sine input. As shown in Figure 1, the A/A 9400 gives a smooth frequency response from 5 kHz to above 16 kHz.

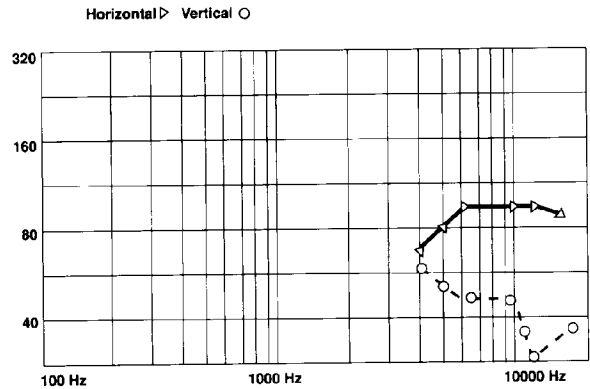
POWER HANDLING

There are many different approaches to power handling ratings, the most common being EIA standard RS-426A. The derived shape of this test spectrum was an attempt to simulate the spectral content of contemporary music. Although it does resemble contemporary music, EIA-RS-426A does not contain the same levels of very low frequency material found in live music situations. Very high levels of low frequency material produce distortion and, ultimately, device failure. The presence of the low frequency material will therefore yield lower device rating than produced by EIA standard RS-426A.

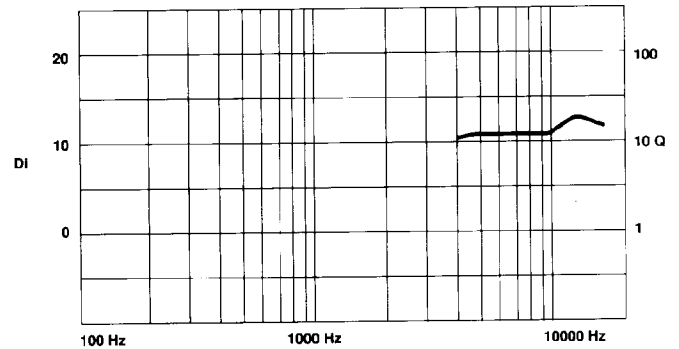
Although the Peavey ratings are lower than those produced by the EIA test spectrum, they are far more reliable and will have a direct correlation to real world situations.



FREQUENCY RESPONSE
Figure 1.

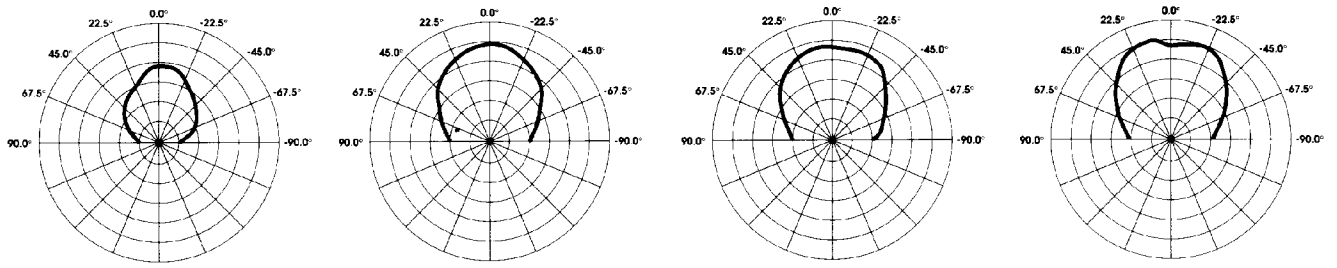


BEAMWIDTH VS. FREQUENCY
Figure 2.



DIRECTIVITY
Figure 3.

Horizontal

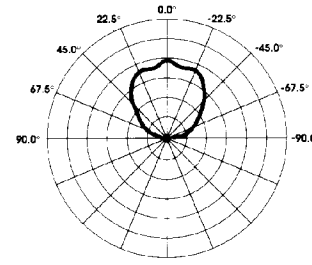
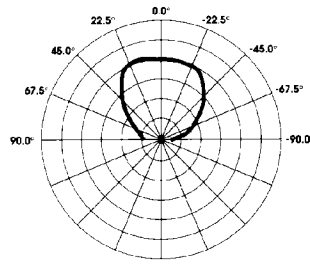
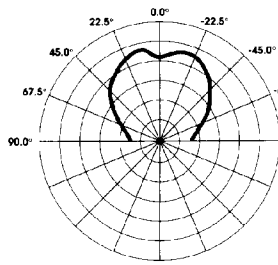


4 kHz

5 kHz

6.3 kHz

8 kHz



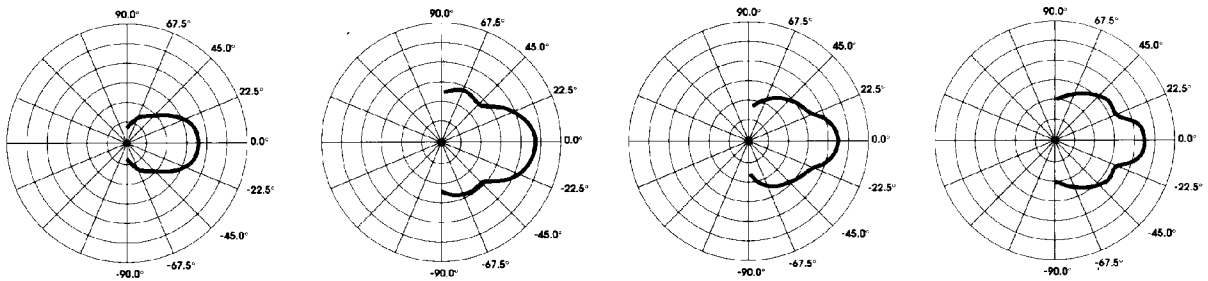
6 dB/Division

10 kHz

12.5 kHz

16.5 kHz

Vertical

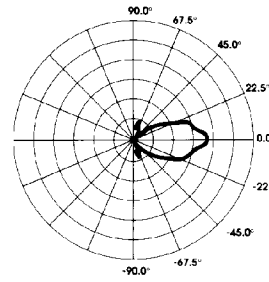
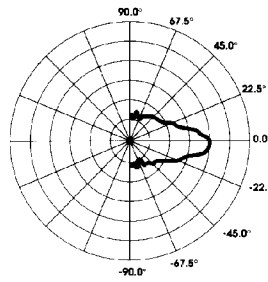
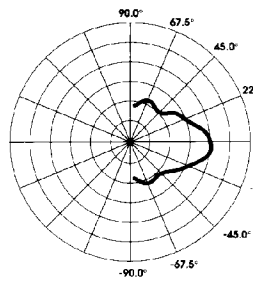


4 kHz

5 kHz

6.3 kHz

8 kHz



10 kHz

12.5 kHz

16 kHz

LIMITED WARRANTY

Peavey Electronics Corporation warrants to the original purchaser of this new Architectural Acoustics product that it is free from defects in material and workmanship. If within one (1) year from date of purchase a properly installed product proves to be defective and Peavey is notified, Peavey will repair or replace it at no charge. (Note Batteries and patch cords not covered.) "Original purchaser" means the customer for whom the product is originally installed.

Damage resulting from improper installation, interconnection of a unit or system of another manufacturer, accident or unreasonable use, neglect or any other cause not arising from defects in material and workmanship is not covered by this warranty. The warranty is valid only as to products purchased and installed in the United States.

THIS LIMITED WARRANTY IS IN LIEU OF ANY AND ALL WARRANTIES, EXPRESSED OR IMPLIED, INCLUDING THE IMPLIED WARRANTIES OF MERCHANTABILITY AND FITNESS FOR A PARTICULAR USE. UNDER NO CIRCUMSTANCES WILL PEAVEY BE LIABLE FOR ANY LOST PROFITS, LOST SAVINGS, INCIDENTAL DAMAGES OR CONSEQUENTIAL DAMAGES ARISING OUT OF THE USE OR INABILITY TO USE THE PRODUCT, EVEN IF PEAVEY HAS BEEN ADVISED OF THE POSSIBILITY OF SUCH DAMAGE. THIS LIMITED WARRANTY IS THE ONLY EXPRESSED WARRANTY ON THIS PRODUCT, AND NO OTHER STATEMENT, REPRESENTATION, WARRANTY, OR AGREEMENT BY ANY PERSON SHALL BE VALID OR BINDING UPON PEAVEY.

Peavey's liability to the original purchaser for damages for any cause whatsoever and regardless of the form of action, is limited to the actual damages up to the greater of Five Hundred Dollars (\$500) or an amount equal to the purchase price of the product that caused the damage or that is the subject of or is directly related to the cause of action. This limitation of liability will not apply to claims for personal injury or damage to real property or tangible personal property allegedly caused by Peavey's negligence. For information on service under this warranty, call a Peavey customer service representative at (601) 483-5376.



Features and specifications subject to change without notice.

A Division of Peavey Electronics Corporation

711 A Street / Meridian, MS 39301 / U.S.A. / (601) 483-5376 / Telex 504115 / Fax 486-1278