

**PEAVEY**<sup>®</sup>  
ARCHITECTURAL ACOUSTICS<sup>®</sup>

# A/A 9045-1

## Constant Directivity Horn

### SPECIFICATIONS

#### SPECIFICATIONS

##### FREQUENCY RESPONSE: 1 Meter On-Axis in Anechoic Environment

800 Hz - 16 kHz  $\pm 3$  dB with appropriate equalization  
(Measured using AA 2000T™ Compression Driver)

##### RADIATION ANGLE: -6 dB Point of Polar Response

**500 - 1,600 Hz**  
Horizontal  $81.3^\circ \pm 10^\circ$   
Vertical  $121.3^\circ \pm 45^\circ$

**1.6 - 5 kHz**  
Horizontal  $92.5^\circ \pm 7.5^\circ$   
Vertical  $55^\circ \pm 15^\circ$

**5 - 16 kHz**  
Horizontal  $94^\circ \pm 2.5^\circ$   
Vertical  $45^\circ \pm 2.5^\circ$

##### DIRECTIVITY FACTOR, Q (MEDIAN)

8.1, +3.4, -4.1

##### DIRECTIVITY INDEX, Di (MEDIAN)

9.1 dB, +1.5 dB, -3.1 dB

##### RECOMMENDED CROSSOVER:

800 Hz, 12 dB/octave minimum

##### DIMENSIONS & WEIGHT:

10.0" (25.4 cm) H x 19" (48.3 cm)  
W x 12" (30.5 cm) D  
6 lbs. (2.7 kg)

##### FEATURES:

- Constant Directivity
- Radial Mouth Geometry
- 1" Throat
- Short-to-Medium Throw

#### DESCRIPTION:

The A/A 9045-1™ is a constant directivity horn with a nominal beamwidth of 90° horizontal by 45° vertical and a designed low frequency cut-off of 800 Hz. Radial mouth geometry is utilized for precise distribution of sonic energy while maintaining uniform response characteristics. Secondary horn flaring is incorporated into this unit to prevent mid-range narrowing and high frequency lobing.

The A/A 9045-1 is a short-to-medium throw, one inch throat device which exhibits a well controlled dispersion pattern over its entire operating bandwidth. The A/A 2000T™ will mount directly onto the A/A 9045-1, ensuring performance and reliability.

## FREQUENCY RESPONSE

The frequency response of the A/A 9045-1™ is measured in an anechoic environment at a distance of one meter while using a 2.82 volt swept sine input. This measurement is useful in determining the accuracy in which the enclosure reproduces the input signal. The combination of the low frequency loudspeaker and the constant directivity horn results in a flat response as shown in Figure 1.

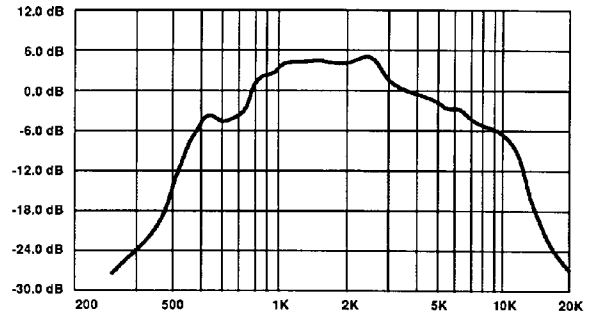


Figure 1. FREQUENCY RESPONSE

## DIRECTIVITY

Beamwidth and directivity factors are derived from the -6 dB points from the polar plots (see figure 4) which are measured in a whole space anechoic environment.

These are specifications which provide a reference to the coverage characteristics of the enclosure. These parameters provide insight for proper speaker placement and installation in the chosen environment. The blending of the components exhibits a desirable beamwidth and directivity factor (Figures 2 and 3) suitable for all permanent installations.

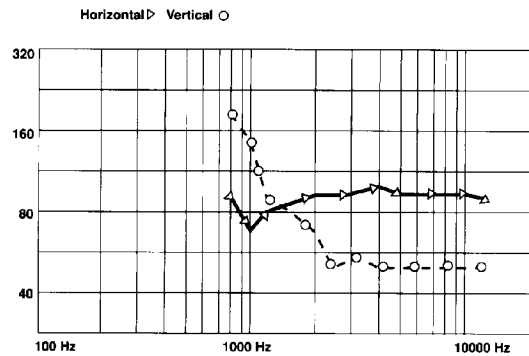


Figure 2. BEAMWIDTH VS. FREQUENCY

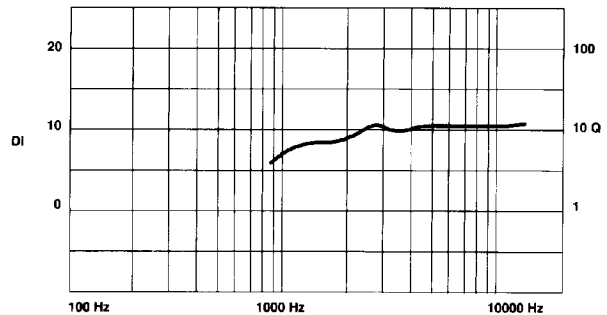
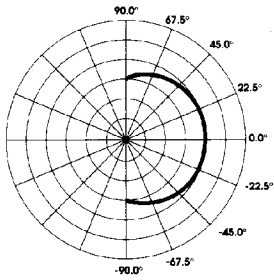


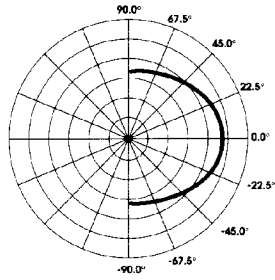
Figure 3. DIRECTIVITY



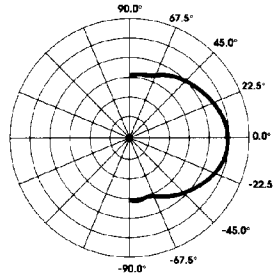
**Vertical**



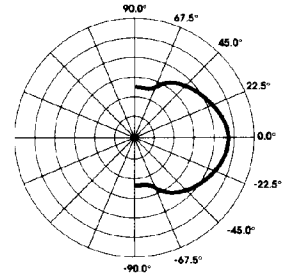
**800 Hz**



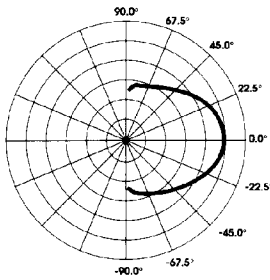
**1 kHz**



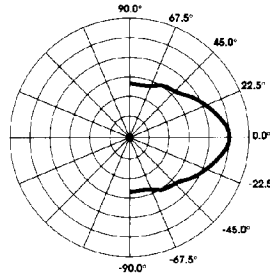
**1.25 kHz**



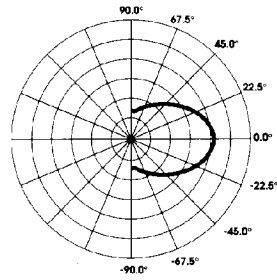
**1.6 kHz**



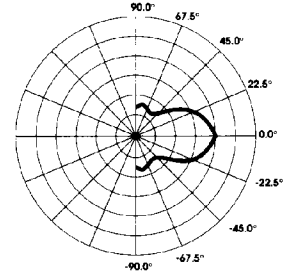
**2 kHz**



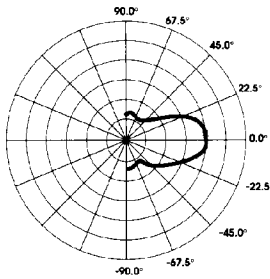
**2.5 kHz**



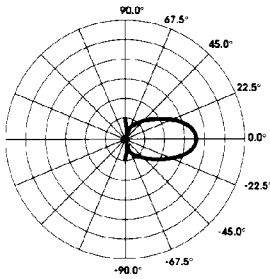
**3.15 kHz**



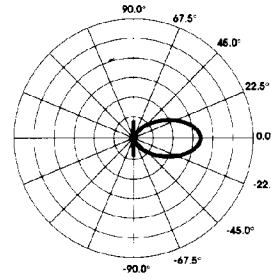
**4 kHz**



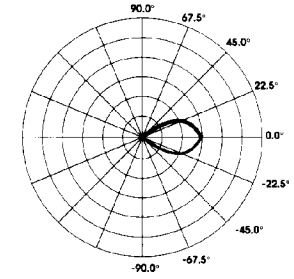
**5 kHz**



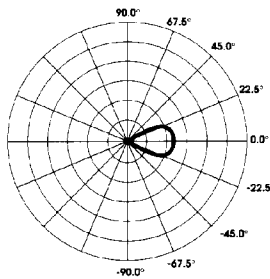
**6.3 kHz**



**8 kHz**



**10 kHz**



**12.5 kHz**

**6 dB  
per division**

### **LIMITED WARRANTY**

Peavey Electronics Corporation warrants to the original purchaser of this new Architectural Acoustics product that it is free from defects in material and workmanship. If within one (1) year from date of purchase a properly installed product proves to be defective and Peavey is notified, Peavey will repair or replace it at no charge. (Note Batteries and patch cords not covered.) "Original purchaser" means the customer for whom the product is originally installed.

Damage resulting from improper installation, interconnection of a unit or system of another manufacturer, accident or unreasonable use, neglect or any other cause not arising from defects in material and workmanship is not covered by this warranty. The warranty is valid only as to products purchased and installed in the United States.

**THIS LIMITED WARRANTY IS IN LIEU OF ANY AND ALL WARRANTIES, EXPRESSED OR IMPLIED, INCLUDING THE IMPLIED WARRANTIES OF MERCHANTABILITY AND FITNESS FOR A PARTICULAR USE. UNDER NO CIRCUMSTANCES WILL PEAVEY BE LIABLE FOR ANY LOST PROFITS, LOST SAVINGS, INCIDENTAL DAMAGES OR CONSEQUENTIAL DAMAGES ARISING OUT OF THE USE OR INABILITY TO USE THE PRODUCT, EVEN IF PEAVEY HAS BEEN ADVISED OF THE POSSIBILITY OF SUCH DAMAGE. THIS LIMITED WARRANTY IS THE ONLY EXPRESSED WARRANTY ON THIS PRODUCT, AND NO OTHER STATEMENT, REPRESENTATION, WARRANTY, OR AGREEMENT BY ANY PERSON SHALL BE VALID OR BINDING UPON PEAVEY.**

Peavey's liability to the original purchaser for damages for any cause whatsoever and regardless of the form of action, is limited to the actual damages up to the greater of Five Hundred Dollars (\$500) or an amount equal to the purchase price of the product that caused the damage or that is the subject of or is directly related to the cause of action. This limitation of liability will not apply to claims for personal injury or damage to real property or tangible personal property allegedly caused by Peavey's negligence. For information on service under this warranty, call a Peavey customer service representative at (601) 483-5376.



Features and specifications subject to change without notice.

A Division of **Peavey Electronics Corporation**

711 A Street, P. O. Box 2898, Meridian, MS 39302-2898 / (601) 483-5376 / Telex 504115 / Fax (601) 484-4278

01001

#R0301505

Printed in U.S.A. 6/91