



**PEAVEY**<sup>®</sup>  
ARCHITECTURAL ACOUSTICS<sup>®</sup>

# A/A-4000T<sup>™</sup>

## Compression Driver

### SPECIFICATIONS

#### SPECIFICATIONS

**Throat Diameter:**  
2" (50.8 mm)

**Nominal Impedance:**  
8 ohms

**Minimum Impedance:**  
7.1 ohms

**DC Resistance:**  
6.8 ohms

**Power Capacity:**  
160 watts continuous program above 500 Hz, continuous program is 3 dB greater than continuous pink noise, 500 Hz to 20,000 Hz for 2 hours (AES 2-1984)

**Sensitivity:**  
111 dB SPL 1 watt at 1 meter on axis on a 80° H x 40° V horn

**Nominal Efficiency:**  
30%

**Frequency Range:**  
500 Hz to 20 kHz

**Lowest Recommended Crossover:**  
500 Hz at 12 dB/octave

**Diaphragm:**  
0.002 (.05 mm) pure titanium

**Voice Coil Diameter:**  
4" (101 mm)

**Voice Coil Material:**  
Edgewound aluminum ribbon

**Flux Density:**  
19000 Gauss (1.9 T)

**Suspension Material:**  
Kapton

**Dimensions:**  
8.388" (213 mm) diameter x 6.05" (154 mm) depth

**Mounting:**  
Four 1/4" through holes 90° apart on 4" (101.6 mm) diameter

**Net Weight:**  
23.1 lbs. (10.5 kg)

**Shipping Weight:**  
26.3 lbs. (11.95 kg)

#### DESCRIPTION

The A/A-4000T<sup>™</sup> compression driver places Peavey Architectural Acoustics well into the future of state of the art compression drivers. Using the latest technologies, the A/A-4000T illustrates excellence in high level performance and superb accuracy for any sound reinforcement application.

**Mechanical Construction:** The construction of the A/A-4000T utilizes the highest temperature adhesives, one-piece diaphragm/coil form, and edgewound aluminum voice coil. The

A/A-4000T offers superior power handling and durability. This unit's diaphragm is constructed of "commercially pure" titanium. Titanium, being one of the world's strongest metals, will produce highly intelligible vocals and crisp highs which extend to the upper limits of audibility. The new scalloped uniphase suspension enables the driver to perform without the degrading "rocking modes" found in many large format drivers. The A/A-4000T employs a radial slot phase plug, allowing a wave front of proper shape to form at the horn throat.

Each A/A-4000T compression driver must pass a series of computer-based tests that will assure quality, reliability, and frequency response consistency. Paired with the proper horn assembly, the full four-inch diaphragm can attain a frequency response from 500 Hz to the upper limits of the audio spectrum.

The design of the A/A-4000T has opened new options for Peavey Architectural Acoustics compression drivers in high-level, multi-way sound systems.

## INSTALLATION — DIAPHRAGM REPLACEMENT

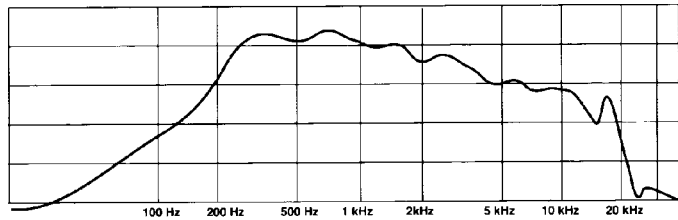
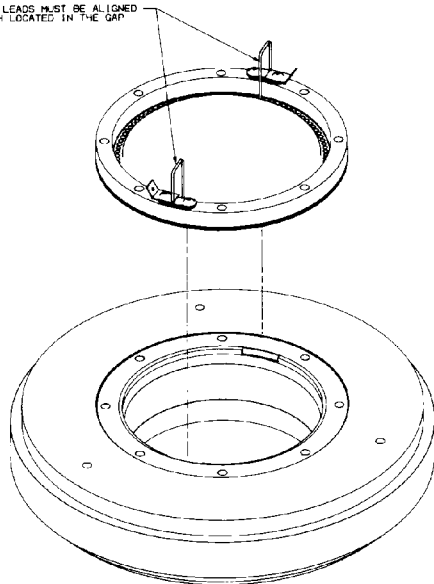
The A/A-4000T™ driver is designed for easy repair. In the unlikely event of failure, simply remove three screws from the back cover, disconnect the lead wires to the diaphragm, remove all screws from the diaphragm, and remove the diaphragm. Before you place the new diaphragm on the magnet structure, the gap must be cleaned. To clean the gap, fold a piece

of 3/4" masking tape (sticky side out) to form a triangle. Place the folded masking tape partially into the gap (about 1/4" deep) and slide the tape all the way around the gap in order to remove any material which may be in the gap. Remove the masking tape from the gap and inspect the gap carefully. If the gap is clean, then place the new diaphragm onto the magnet structure. (To prevent gap contamination by foreign materials, a failed

diaphragm assembly should not be removed before a new diaphragm assembly is ready to be installed.)

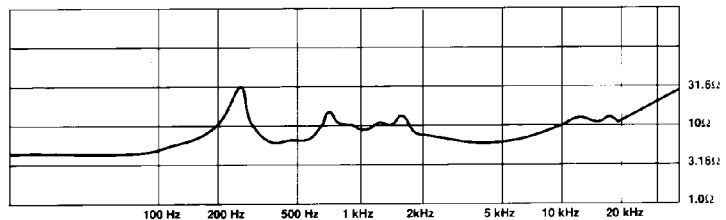
**CAUTION:** The diaphragm voice coil leads must line up with both notches located in the gap. See assembly drawing. Once diaphragm is properly positioned on the magnet structure reassemble the unit. A/A-4000T diaphragm replacement kits are available from Peavey dealers.

VOICE COIL LEADS MUST BE ALIGNED WITH NOTCH LOCATED IN THE GAP



1/6 octave average on terminated tube

FREQUENCY RESPONSE



IMPEDANCE

## LIMITED WARRANTY

Peavey Electronics Corporation warrants to the original purchaser of this new Architectural Acoustics product that it is free from defects in material and workmanship. If within one (1) year from date of purchase a properly installed product proves to be defective and Peavey is notified, Peavey will repair or replace it at no charge. (Note: Batteries and patch cords not covered.) "Original purchaser" means the customer for whom the product is originally installed.

Damage resulting from improper installation, interconnection of a unit or system of another manufacturer, accident or unreasonable use, neglect or any other cause not arising from defects in material and workmanship is not covered by this warranty. The warranty is valid only as to products purchased and installed in the United States and Canada.

THIS LIMITED WARRANTY IS IN LIEU OF ANY AND ALL WARRANTIES, EXPRESSED OR IMPLIED, INCLUDING THE IMPLIED WARRANTIES OF MERCHANTABILITY AND FITNESS FOR A PARTICULAR USE. UNDER NO CIRCUMSTANCES WILL PEAVEY BE LIABLE FOR ANY LOST PROFITS, LOST SAVINGS, INCIDENTAL DAMAGES OR CONSEQUENTIAL DAMAGES ARISING OUT OF THE USE OR INABILITY TO USE THE PRODUCT, EVEN IF PEAVEY HAS BEEN ADVISED OF THE POSSIBILITY OF SUCH DAMAGE. THIS LIMITED WARRANTY IS THE ONLY EXPRESSED WARRANTY ON THIS PRODUCT, AND NO OTHER STATEMENT, REPRESENTATION, WARRANTY, OR AGREEMENT BY ANY PERSON SHALL BE VALID OR BINDING UPON PEAVEY.

Peavey's liability to the original purchaser for damages for any cause whatsoever and regardless of the form of action is limited to the actual damages up to the greater of Five Hundred Dollars (\$500) or an amount equal to the purchase price of the product that caused the damage or that is the subject of or is directly related to the cause of action. This limitation of liability will not apply to claims for personal injury or damage to real property or tangible personal property allegedly caused by Peavey's negligence. For information on service under this warranty, call a Peavey customer service representative at (601) 483-5376.

**PEAVEY**  
ARCHITECTURAL ACOUSTICS®

Features and specifications subject to change without notice.

A Division of Peavey Electronics Corporation

711 A Street / Meridian, MS 39301 / U.S.A. / (601) 483-5376 / Fax 486-1278

#80301569



Printed in U.S.A. 8/95