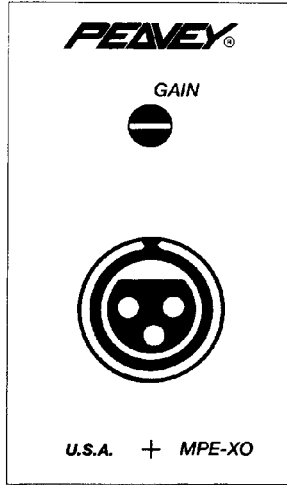




MA™ SERIES MODULE MPE™-XO

Electronically Balanced Mic Preamp With XLR



Input sensitivity control, controls input gain of the module.
Varies the overall output level of the module

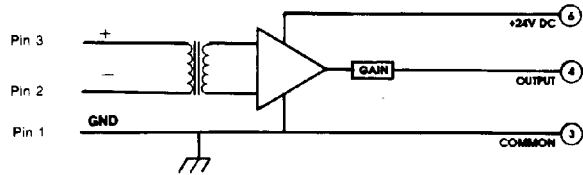
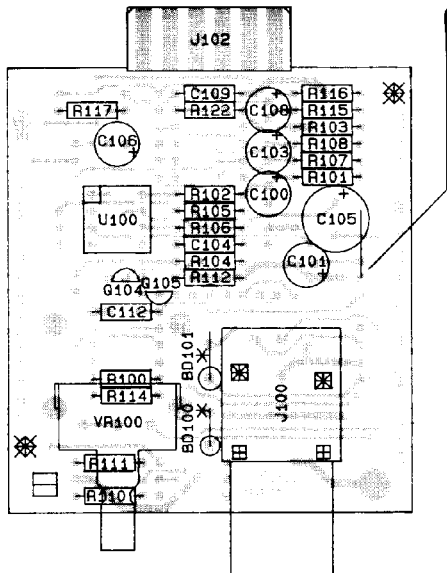
XLR input panel, providing electronically balanced input.
Pin #3 is positive; pin #2 is negative; and pin #1 is ground.

INSTALLATION

The module installs at the rear panel of product accepting the standard 6-pin card-edge connection. Align card-edge connector with top and bottom circuit board guides. Snap module into card-edge socket, push flush with rear panel, and install (furnished) mounting screws.

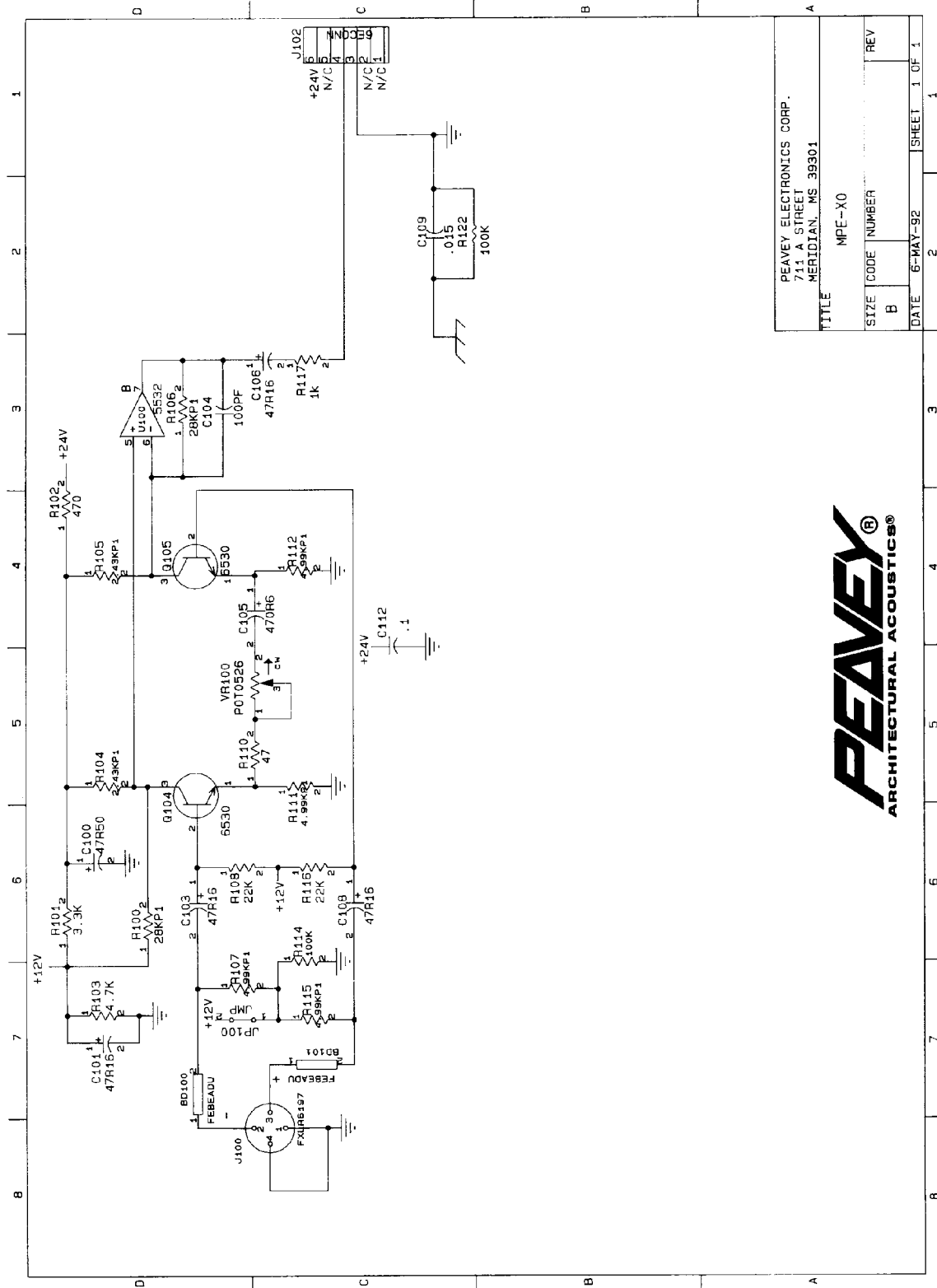
BLOCK DIAGRAM

Clip jumper to defeat phantom power.



SPECIFICATIONS

Gain:	13 to 53 dB
Input Sensitivity:	0.25 mV to 22 mV
Frequency Response:	±1 dB 20 Hz to 20 kHz
EIN: (20 - 20 kHz)	-123 dBu (200 ohms terminated)
Distortion: (1 kHz)	<0.1% with 1 mV input
Source Impedance:	200 ohms
Phantom Power:	12V DC (Defeatable)
Power:	24V DC (13 mA)
Control:	Gain
Mounting:	Edge card connector
Weight:	2.6 oz.
Dimensions:	3.07"H x 1.38"W x 3.46"D
Load Impedance:	10K ohms



PEAVEY ELECTRONICS CORP. 711 A STREET MERIDIAN, MS 39501	
TITLE	MPE-X0
SIZE	CODE NUMBER
B	REV
DATE	6-MAY-92
SHEET	1 OF 1



Features and specifications subject to change without notice.

A Division of Peavey Electronics Corporation
711 A Street, P. O. Box 2898, Meridian, MS 39302-2898 / (601) 483-5376 / Telex: 504115 / Fax: (601) 486-1278
#80301688

©1993

Printed in U.S.A. 8/93