


S P E C I F I C A T I O N S



DTH® SM **Minimum-Profile,** **Monitor Loudspeaker**

SPECIFICATIONS

**Frequency Response, 1 Meter
On-Axis, Swept Sine in Anechoic
Environment:**
68 Hz to 16 kHz

Low-Frequency Cut-Off (-3 dB point):
68 Hz

**Usable Low-Frequency Limit
(-10 dB point):**
50 Hz

Power Handling:

Full Range:

400 W continuous (56.5 V RMS)
800 W program
1,600 W peak

Bi-amp Low:

350 W continuous (52.9 V RMS)
700 W program
1,400 W peak

Bi-amp High:

80 W continuous (25.3 V RMS)
160 W program
320 W peak

Sound Pressure Level, 2.8 V (1 watt)

• **1 meter in anechoic environment:**
98 dB

Maximum Sound Pressure Level:

122 dB

Transducer Complement:

One 1508-8 DT Black Widow®
One 44XT™ compression driver coupled to
a CH®-6 constant directivity horn

Box Tuning Frequency:

57 Hz

Crossover Frequency:

2 kHz

Time Offset:

0.35 mS (delay lows)

Impedance (Z):

8 ohms nominal
5.9 ohms minimum

Input Connections:

Two Neutrik® four-conductor Speakon®
(NL4MD-V-1)

Enclosure Materials and Finish:

3/4" plywood finished with a black
polyurethane and powder coated metal
grill with polyester foam overlay

Dimensions (H x W x D):

17.625" x 30.25" x 21.25"
(44.8 cm x 76.8 cm x 54 cm)

Net Weight:

81.5 lbs. (40 kg)

FEATURES

- Externally switchable full-range/
bi-amp operation
- "Lockable" mode select switch
- 1505-8 DT Black Widow® Woofer
- 44XT™ Compression Driver
- High power handling polypropylene
capacitors

- 16-Gauge powder-coated metal
grille with polyester foam overlay
- Available in left and right versions
- Side feet kit included

DESCRIPTION

The DTH® SM was designed as a truly low profile, high output floor monitoring system, which is available in both left and right versions. It measures 17 5/8" tall at its highest point. Typically, with floor monitor wedges having a 45° baffle, angle wood blocks or bricks are placed under their front edge to properly aim them. In order to eliminate this problem, we have designed this monitor with a 40° baffle.

The DTH® SM is a two-way system consisting of a 1505-8 DT Black Widow® woofer and a 44XT™ compression driver coupled to a symmetrical 60° coverage constant directivity horn. An internal passive crossover is utilized to enable the system to run full-range directly from the factory. Bi-amp operation is also possible simply by activating a switch on the input plate. High power handling polypropylene capacitors are used throughout the crossover. This results in a cleaner sound, especially at high power levels, as well as improved reliability. Two internally paralleled, Neutrik® four-conductor Speakon® connectors are provided for input to the monitor.

PEAVEY

Black polyurethane covers the DTH[®] SM. A heavy-duty, 16-gauge metal grill and black polyester foam overlay dresses off the enclosure and provides superior protection for the drivers. The metal grille has been powder coated. A side feet kit is included for consumer installation in side-fill applications. Pilot holes should be drilled in the side of the enclosure nearest the Black Widow[®] speaker to install the option footkit.

All this combines to give you a great looking, great sounding, low profile floor monitoring system perfectly suited to any monitoring application.

FREQUENCY RESPONSE

This measurement is useful in determining how accurately a given enclosure reproduces an input signal. The frequency response of the DTH[®] SM is measured at 1 meter using a 2.8-volt swept sine input. As shown in Figure 1, the drivers in the DTH[®] SM combine to give a smooth frequency response from 68 Hz to 16 kHz.

POWER HANDLING

There are many different approaches to power handling ratings. Peavey rates this speaker system's power handling using a modified form of the AES Standard 2-1984. Utilizing audio band (20 Hz to 20 kHz) pink noise with peaks over four times the RMS level, this strenuous test signal assures the user that every portion of this system can withstand today's high-technology music. The test signal contains large amounts of very low frequency energy, effectively simulating the frequency content of live music situations. The full measure of high frequencies in the test signal allows for exposure of the speaker system to synthesized tones that may extend beyond audibility. This rating is contingent on having a minimum 3 dB of amplifier headroom available.

ARCHITECTURAL AND ENGINEERING SPECIFICATIONS

The loudspeaker system shall have an operating bandwidth of 68 Hz to 16 kHz. The output level shall be 98 dB when measured at a distance of one meter with an input of one watt. The nominal impedance shall be 8-ohms. The continuous power handling shall be 400 watts, with maximum program power of 800 watts and minimum amplifier headroom of 3 dB. The outside dimensions shall be 30.25 inches wide by 17.625 inches high by 21.25 inches deep. The weight shall be 81.5 lbs. The loudspeaker system shall be a Peavey model DTH[®] SM.

ONE YEAR LIMITED WARRANTY

NOTE: For details, refer to the warranty statement. Copies of this statement may be obtained by contacting Peavey Electronics Corporation, P.O. Box 2898, Meridian, Mississippi 39302-2898.

DTH[®] SML/R

Amplitude Response (1W 1m On-Axis)

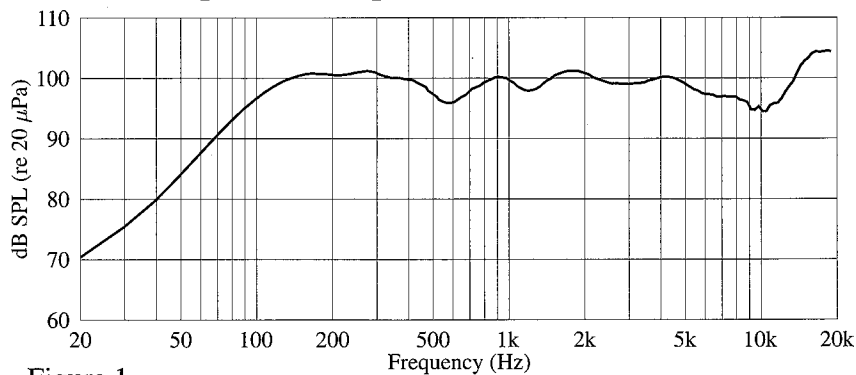


Figure 1

Impedance

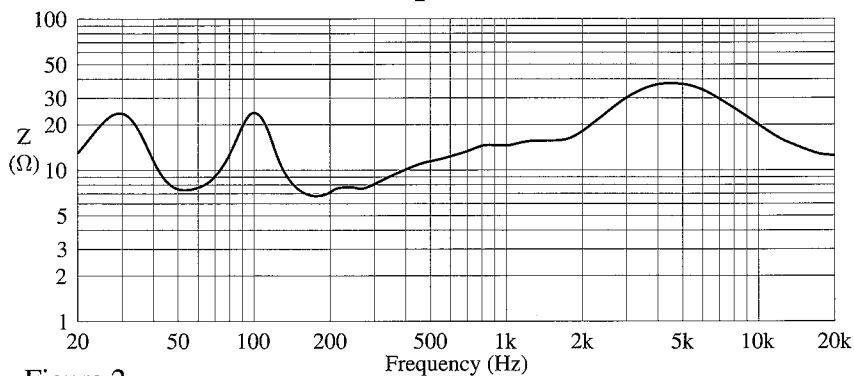
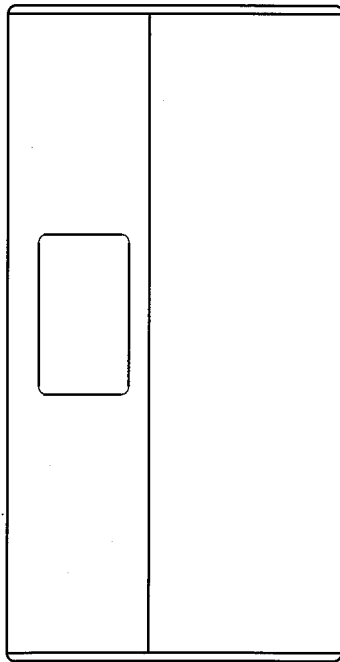


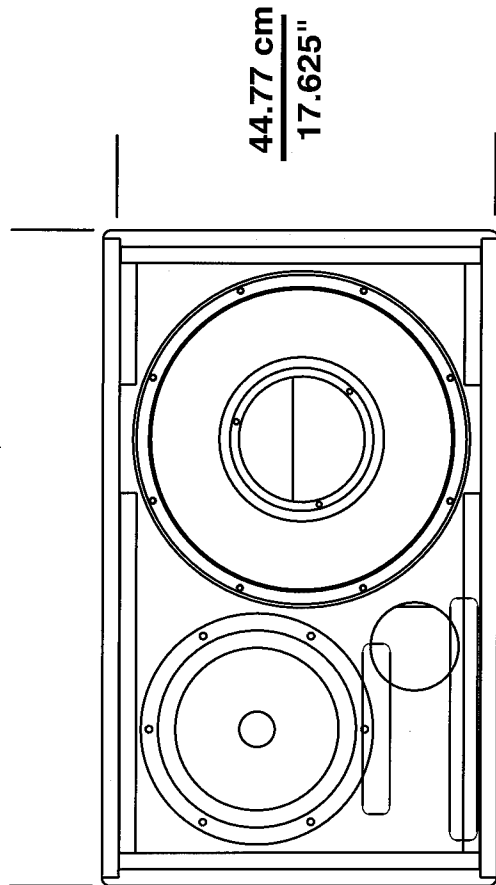
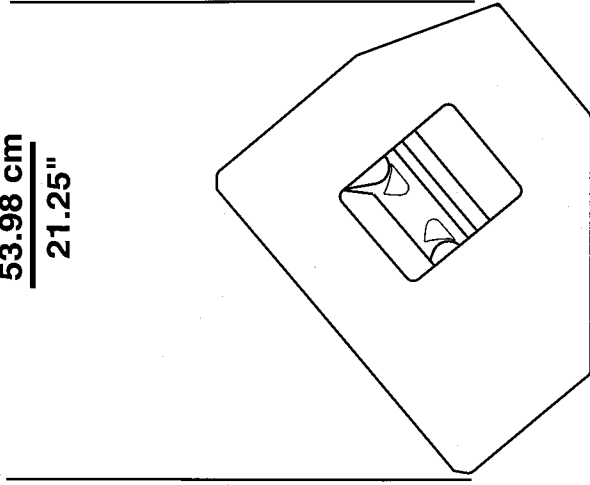
Figure 2

DTH® SM DIMENSION

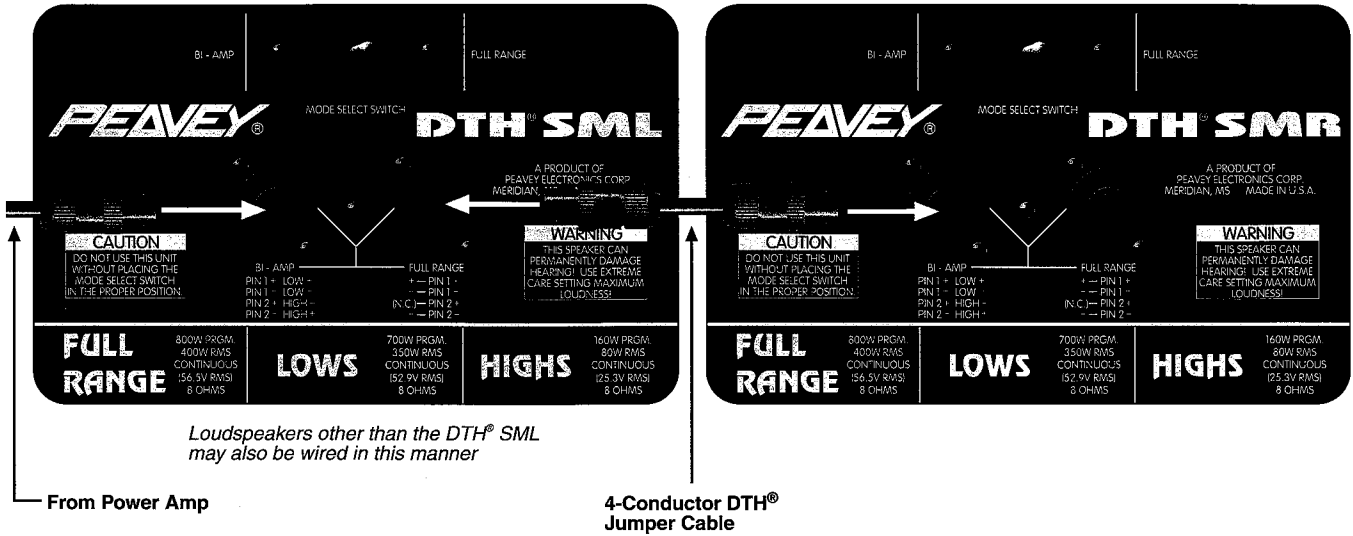


$\frac{76.835 \text{ cm}}{30.25''}$

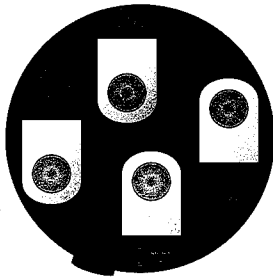
$\frac{53.98 \text{ cm}}{21.25''}$



DTH[®] SM In Parallel



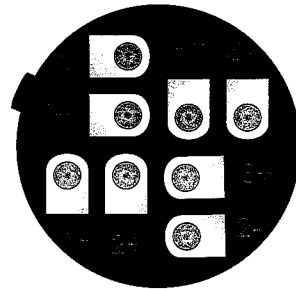
4-Pin Speakon[®] Number/Wire Scheme



DTH [®]			DTH [®] SUB*		
pin 1+	low	- white	pin 1+	low	- white
pin 1-	low	- green	pin 1-	low	- green
pin 2+	high	- red	pin 2+	low	- red
pin 2-	high	- black	pin 2-	low	- black

*Stacked Banana Plugs

8-Pin Speakon[®] Number/Wire Scheme



8-Conductor Speakon[®] (NL8MP)/ Pin-Out Cross Reference

Peavey 8-Conductor Cable	NL8MP
1	1+
2	4-
3	4+
4	3-
5	3+
6	2-
7	2+
8	1-