

PEAVEY ELECTRONICS

HDH™ 3 High Level Dual 18" Subwoofer System

SPECIFICATIONS

Frequency Response:

45 Hz - 300 Hz

Low Frequency Limit (-3 dB point):

45 Hz

**Useable Low Frequency Limit
(-10 dB point):**

38 Hz

Power Handling:

250 W continuous (44.7 V RMS)

500 W program

Sound Pressure Level**1 Watt at 1 Meter Swept Sine Input
in Anechoic Environment:**

106 dB

Maximum Sound Pressure Level:

129 dB

Transducer Complement:

Two 1801-8 BW

Tuning Frequency (F box):

40 Hz

Crossover Frequency:

300 Hz

Crossover Type:

Active Dynamic System Controller™ Series
HDH™

Crossover Slope:

18 dB/octave


Impedance (Nominal):

8 ohms (each driver)

4 ohms when drivers are operated in
parallel

Impedance (Minimum):

6.1 ohms low (each driver)

**Input Connections:**

Two Neutrik NL8MPR 8 pin male wall-mount receptacles wired in parallel

Enclosure Materials and Finish:

High-density, 7-ply, 3/4" plywood covered with heavy-duty, wear-resistant carpet

Dimensions:

27" W x 48" H x 27" D

Net Weight:

157.5 lb. (71.6 kg)

DESCRIPTION

The HDH™ 3 is a low frequency enclosure designed to work along with the HDH™ 4 for sound reinforcement. Its trapezoidal shape permits the arrange-



ment of multi-enclosure arrays, providing maximum coverage. The enclosure is constructed of 3/4", 7-ply, high-density plywood covered with a rugged wear-resistant carpet. A black perforated metal grille is permanently attached to the baffle to provide component protection and cosmetic appeal. The HDH 3 is comprised of two 18 inch 1801-8 Black Widow® woofers arranged in a slant baffle supplying super efficient low end in conjunction with the HDH 4. The input frequency spectrum is controlled by Dynamic System Controller™ Series HDH™ which is an active crossover/preamplifier. By sampling the amplifier output, the Dynamic System Controller Series HDH provides a low frequency excursion control along with a subsonic filter at 35 Hz, both saving valuable amplifier headroom. The HDH 3, along with the Dynamic System Controller Series HDH, provides ultra-high level sound reinforcement from 38 Hz to 300 Hz.

FREQUENCY RESPONSE

The frequency response of the HDH™ 3 is measured in an anechoic environment at a distance of 1 meter while us-

ing a 2.82 volt logarithmically swept sine input. This measurement is useful in determining the accuracy in which the enclosure reproduces the input signal. The combination of the two 1801-8 BWs along with the Dynamic System Controller Series HDH results in a flat desirable response as shown in figure 1.

POWER HANDLING

There are many different approaches to power handling ratings, the most common being EIA standard RS-426A. The derived shape of this test spectrum was an attempt to simulate the spectra content of contemporary music. Although it does resemble contemporary music, EIA-RS-426A does not contain the same levels of very low frequency material found in live music situations. Very high levels of low frequency material produces distortion and, ultimately, device failure. The presence of the low frequency material will therefore yield lower device ratings than produced by EIA standard RS-426A.

Although the Peavey ratings are lower than those produced by the EIA test

spectrum, they are far more reliable and will have a direct correlation to real world situations.

ARCHITECTURAL & ENGINEERING SPECIFICATIONS

The loudspeaker system shall have an operating bandwidth of 38 Hz to 300 kHz. The output level shall be 109 dB when measured at a distance of one meter with an input of one watt. The nominal impedance shall be 8 ohms. The continuous power handling shall be 250 watts, maximum program power of 500 watts, with a minimum amplifier headroom of 3 dB. The outside dimensions shall be 27" wide by 48" high by 27" deep. The weight shall be 157.5 pounds. The loudspeaker system shall be a Peavey model HDH™ 3.

ONE YEAR LIMITED WARRANTY —

NOTE: For details, refer to the warranty statement. Copies of this statement may be obtained by contacting Peavey Electronics Corporation, P. O. Box 2898, Meridian, Mississippi 39302-2898.

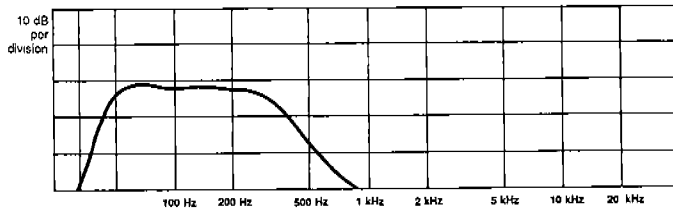


Figure 1. FREQUENCY RESPONSE

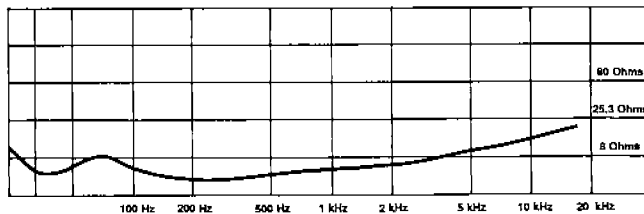
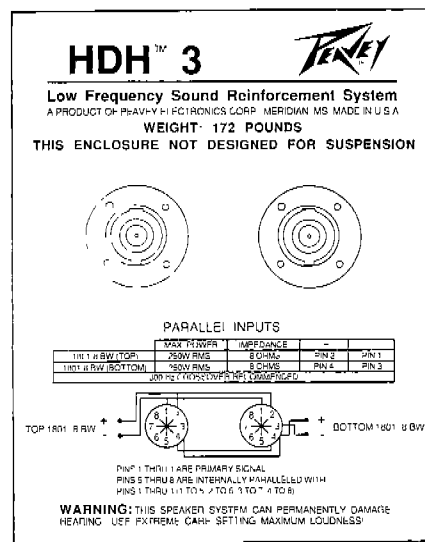


Figure 2. IMPEDANCE



Features and specifications subject to change without notice.

Peavey Electronics Corporation 711 A Street / Meridian, MS 39302-2898 / U.S.A. / (601) 483-5365 / Telex: 504115 / Fax: 484-4278